

# InstantCath Intermittent Catheter

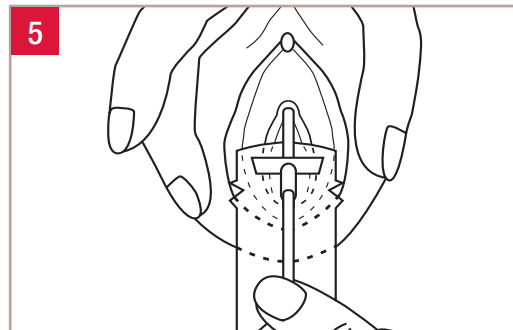
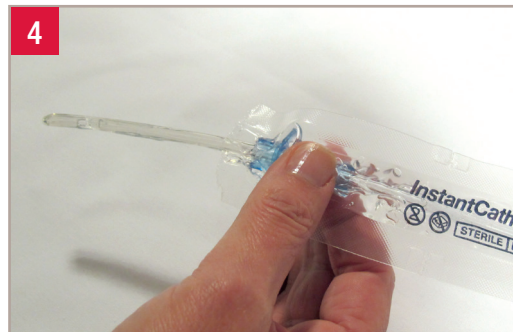


## Instructions for Use

- 1 Assemble all equipment and prepare the area. Wash your hands as advised by your healthcare professional. Position yourself to carry out intermittent catheterisation. Manipulate your clothing to access your genitalia.



- 2 Tear open funnel end of package (A). Tear open tip end at (B). Leave catheter in package.



### Preparation

Spread the labia with two fingers of your non-dominant hand. Cleanse around opening of urethra as instructed by your healthcare professional.

Advance catheter tip until it appears beyond top end of package. Direct funnel end towards toilet or collection device.

Part the labia with two fingers of your non-dominant hand.

### Inserting the Catheter

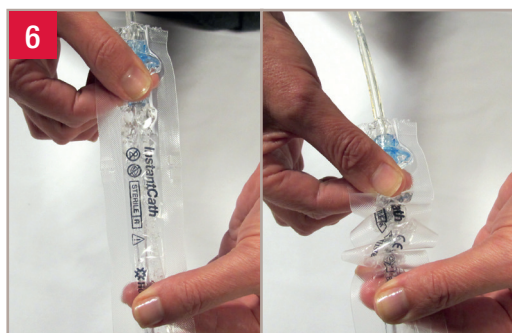
With your dominant hand hold the catheter below the holding mechanism (C).

Insert the catheter into the urethral opening until urine starts to flow. The sleeve may gather while you are advancing the catheter. If you want to pull back the sleeve, hold the catheter firmly below the holding mechanism to help prevent catheter from slipping out of the urethra.

# InstantCath Intermittent Catheter



## Instructions for Use



Once urine flow has stopped, slowly withdraw the catheter. If urine flows again, pause until urine stops. After you're sure the bladder is empty, remove the catheter completely.



### Disposal

Catheter may be disposed of in waste bin.  
**DO NOT FLUSH DOWN THE TOILET.**

Wash your hands.



### Helpful Hint:

To prevent catheter sliding back into sleeve or out of the urethra simply squeeze harder between your thumb and forefinger so the catheter can not move.

This intermittent catheter is a flexible tubular device that is inserted through the urethra by male, female and pediatric patients who need to drain urine from the bladder.

**PRECAUTION:** Please consult your healthcare practitioner before using this product if any of the following conditions are present:

- Severed urethra
- Unexplained urethral bleeding
- Pronounced stricture
- False Passage
- Urethritis – inflammation of the urethra
- Prostatitis – inflammation of the prostate gland
- Epididymitis – inflammation of the epididymis (testicle tube)

**PRECAUTION:** Self-catheterisation should follow the plan of care and advice given by your healthcare practitioner and be carried out only in accordance with the instructions for use provided. Because catheterisation frequency varies by person, the recommended frequency of your catheterisation should be provided by your healthcare practitioner. For any other questions about your catheterisation, please contact your healthcare practitioner.

**NOTE:** Store boxes in a flat position and at normal room temperature.

**For more information or samples please call Customer Engagement on:**

**Australia 1800 880 851**  
**[www.hollister.com.au](http://www.hollister.com.au)**

**New Zealand 0800 678 669**  
**[www.hollister.co.nz](http://www.hollister.co.nz)**